


How to access the Google Classroom

Guide for beginners


Step 1:

Login to Gmail (which can be found through the search engine Google). When you have logged in to your emails you may have an email about joining a 'Year 6 Cohort 19-20 Google Classroom'. Click that email open and click the 'join' tab.

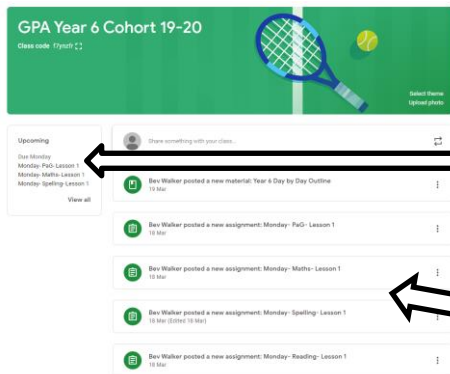
Click on the waffle (the nine dots) on the top, right hand side of the screen:



When you have done that, click the Google Classroom option:



Step 2:



This tells you when your tasks are due in. Your teacher will be alerted if you miss the deadline. If you are struggling, your teacher may send you a message offering support.

This is your front page as you click on the classroom. It will tell you which tasks you need to do or may give you some important messages.

Your assignments will show on the overview page titled 'stream'.

On the left of the screen will be your outstanding tasks and the deadline in which they are due.

Step 3:

Click on 'classwork' and you'll see several folders appear based on the subjects you do in school. The task that needs to be done will appear in there.

Stream **Classwork** People

View your work Google Calendar Classwork

All topics

General Announcements

Year 6 Day by Day Outline Posted 19 Mar

Punctuation and Grammar Week 1

Monday- PaG- Lesson 1 Due 23 Mar

Mathematics Week 1

Monday- Maths- Lesson 1 Due 23 Mar

Spelling Week 1

Monday- Spelling- Lesson 1 Due 23 Mar

Reading Week 1

Monday- Reading- Lesson 1 Due 23 Mar

Step 4:

When you click on one of the tasks underneath the subject, it will take you to a page which tells you what you need to do.

Due 23 Mar

100 points

Monday- Reading- Lesson 1

Bev Walker 18 Mar

Hi all,

Your reading task for today is to:
 Read 'A Paper Round'
 This can be found below- just click on the link and it will be there.
 A glossary of unfamiliar language in the text which we'd normally do through a 'collect and share' can be found also below.
 The questions you need to answer are attached. Remember to use the advice we give you in class normally- use the text to locate the information for retrieval based questions.

Class comments

Add class comment...

Your work Assigned

Ashton Martin Tim... Google Docs

Ashton Martin Tim... Google Docs

Ashton Martin Tim... Google Docs

+ Add or create

Hand in

Private comments

Add comment...

Due date for the work to be done.

Comment from the teacher.

Click the 'hand in' button when work has been completed then your teacher will be alerted and will mark it.

These are the resources and activities that you need to complete. Some will require typing onto a Google Doc and some will direct you to a website.

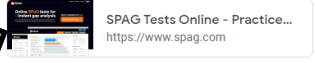
Due 23 Mar

Monday- PaG- Lesson 1

100 points

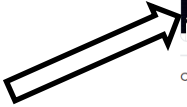
Bev Walker 18 Mar

Hi all,
Please log into your SPaG.com. You will see a live test waiting for you on 'active and passive voice'.
Once done, we will be able to see how you did and give you feedback.

 SPAG Tests Online - Practice...
<https://www.spag.com>

Class comments

add class comment...



This link here will take you to a website which requires you to complete it online using one of your specific logins.

Your work Assigned

+ Add or create

Mark as Done

Private comment

Add private comment...



Mark as done when you have completed it. When you have marked it as done, the teacher will logon to the website to see how you did. They may then send you a message via the Google Classroom or email.