


# Pentecost Activities

Get Creative!



# Flying flames

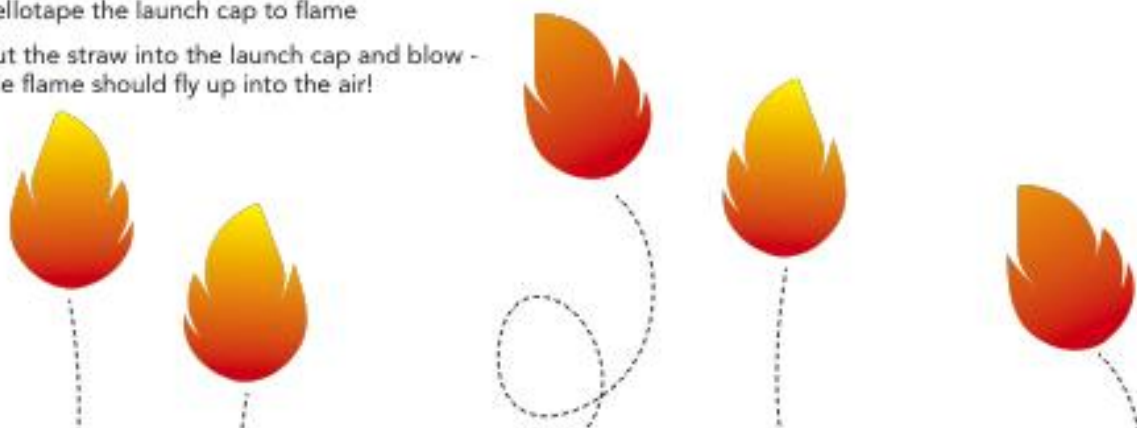


## You will need

- Printed flames - print on card, or double sided paper. Ink can make the paper soft.
- A straw. We used paper straws, but plastic might be better in this activity (paper might go soggy after a few attempts!)
- Sellotape
- Small strip of paper to make the launch cap.

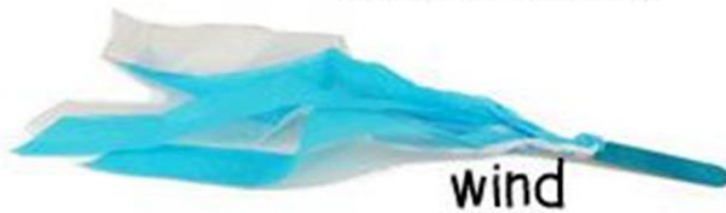
## Instructions

- Colour in a flame and trim to edge
- Loosely roll a strip of paper around a straw, and seal with sellotape in the middle, and at the top. This is the launch cap, a bit similar to a pen lid. It should not be too tight. (You could also make this with a slightly bigger straw)
- Sellotape the launch cap to flame
- Put the straw into the launch cap and blow - the flame should fly up into the air!



There are some good resources on the [Strandz](https://www.strandz.com/) website, including some children's videos telling the story of Pentecost.

# Wind and Fire Streamers



DaniellesPlace.com

These two images link to [Daniellesplace.com](http://Daniellesplace.com) where you can find detailed instructions for these ideas and more.....

# Pentecost Wind Twirls




DaniellesPlace.com

A Pentecost headband idea:



If you've got the kit for blow painting, these look very effective:



# Gyrocopter Flames



1. Cut out a rectangle about 20cm x 10cm, one-third of an A4 sheet.
2. Snip the sides halfway down, about one-third of the way in.
3. Snip the upper edge down the middle, to level with the first snips.
4. Fold the lower section into thirds to make a thick body and clip the layers together.
5. Decorate the wings of the gyrocopter with flames on both sides.

6. Decorate the body with words praising God in whatever different language you might know (There's cheat-sheet for if you don't know a different language! See below)
7. Bend the two wings out at right angles, one to each side.
8. Drop your gyrocopter from a high place or throw it in the air and watch it spiral down.
9. When everyone has finished making gyrocopters, throw them all into the air together and catch whichever one lands near you. Then everyone can shout aloud the praises of God in all the languages together – your own mini-Pentecost

## Praise The Lord from A to Z

### Arabic

فَلْيُسَبِّحِ اللَّهَ كُلُّ مَا يَنْتَفَسُ!

)faliusabbih allh kull ma yatanaffasu!)

### Bulgarian

Всичко що диша нека хвали Господа

(Vsichko shto disha neka khvali Gospoda)

### Czech

Všechno, co dýchá, ať chválí Hospodina!

Danish

alt hvad der ånder, pris Herren!

English

Let everything that has breath praise the Lord!

French

Que tout ce qui respire loue l'Éternel!

Greek

Μεγαλύνει ἡ ψυχὴ μου τὸν κύριον  
(megalynei hey psychi mou ton kyrion)

Hebrew

כָּל הַנְּשָׁמָה תְּהַלֵּל אֲדֹנָי  
)kol haneshama tehalel adonai)

Irish

Moladh a nuile aná an Tighearna.

Japanese

生きているものはみな、主に賛美の声を上げな  
さい。

(Ikite iru mono wa mina, omo ni sanbi no koe o age  
nasai)

Korean

살아 있는 모든 피조물들아, 여호와를 찬양하라!  
(sal-a issneun modeun pijomuldeul-a, yeohowaleul  
chan-yanghala!)



Latin

Omnis spiritus laudet Dominum!

Maori

E nga mea katoa e whai manawa ana,  
whakamoemititia a Ihowa.

Norwegian

Alt som har ånde, love Herren!

Oriya

ନିଶ୍ୱାସପ୍ରଶ୍ୱାସଧାରୀ ପ୍ରତ୍ୟେକ ପ୍ରାଣୀ ସଦାପ୍ରଭୁଙ୍କର ପ୍ରଶଂସା  
କର!

(niśwāsapraśwāsadhārī pratyēka prāṇī  
sadāprabhuṅkara praśansā kara!)

Polish

Niech wszystko, co oddycha, chwali Pana.

Quechua

Mandaj Diostaca, ñuca almahuanmi alli nicuni.

Russian

Все дышащее да славит Господа!

(Vse dyshashcheye da slavit Gospoda!)

Spanish

¡Que todo lo que respira alabe al Señor!





Turkish

Nefes alan her canlı Yah'ı yüceltsin

Urdu

پر ایک جاندار خداوند کی حمد کرے!

)har aik jandaar khudawand ki hamd kere)

Vietnamese

Hỡi mọi loài sinh vật hãy ca ngợi Chúa.

Welsh

Pob perchen anadl, molianned yr Arglwydd.

Xhosa

Vumela konke okuphefumulayo ukuba kudumise  
iNkosi!

Yiddish

לאָזן אלץ וואָס האָט אָטעם לויבן די האַר

)lozn alts vos hot otem loybn di har)

Zhongwen (Chinese)

凡有气息的都要赞美耶和华!

(Fán yǒu qì xī de dōu yào zànměi yēhéhuá)